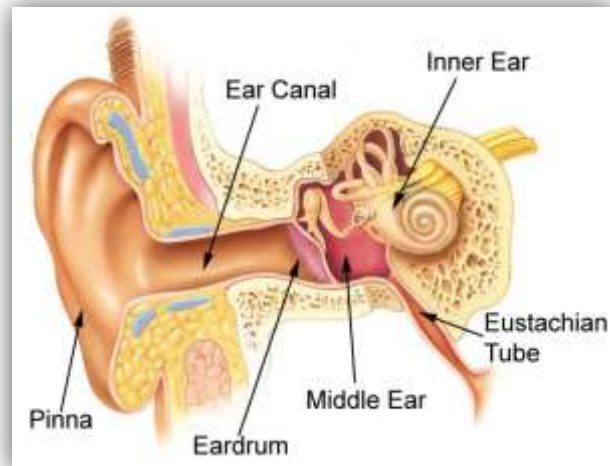


SCENAR THERAPY FOR PURULENT OVERACTIVE OTITIS.

By Dr. Peni Buleva (Varna, Bulgaria, 2017)

My patient – a 38-year old woman – sought medical help for complaints in her left ear. A month ago, ear pain and noise appeared, hearing decreased. She was treated on an outpatient basis with the antibiotics and ear drops. The pains were severe and unbearable. A few days later, purulent discharge from the ear appeared, the pain decreased. Despite the treatment for 20 days, the discharge of pus continued, the noise in the ear increased and became constant, the hearing decreased.



The desperate woman began to look for an alternative method of treatment. As a result, she came to see me.

I am an otorhinolaryngology (ear - throat - nose doctor).

Examination of the patient revealed that the external auditory canal was filled with purulent exudate, and a large perforation (larger than a pinhead) had formed in the posterior inferior quadrant of the tympanic membrane.

Hearing: right ear - norm, left - loud speech 5 m (norm 6 m), whisper speech - 2 m (norm 6 m). Pain in the circumference of the left ear.

The SCENAR therapy course began on September 23rd, 2013.

The main objective of the course of treatment is improvement of the self-regulation processes, in other words, creating a self-healing program.

The first course consisted of 12 sessions which resulted in the pain the purulent discharge from the ear disappearance, decrease of the noise in the ears.

The second course, from November 16 consisted of 5 sessions which resulted in the perforation of the tympanic membrane closure, disappearance of the noise in the ear and returned the hearing to normal.

The treatment was performed by SCENAR-1-NT.01 and CHANS-01-SCENAR-M devices.

Two modes of treatment were used

- constant – Subjectively Dosed Mode SDM (D – 0)
- Individually Dosed Mode IDM (D-1).

The following techniques were applied:

The zone of active complaint “here and now” was the zone in the circumference of the left ear (mastoid process, the point of exit of the facial nerve, the angle of the mandible). The zones were treated continuously on both sides. Also, the areas of the forehead, forearm, chest and interscapular space.

We also used adhesive / sticky pads electrodes in front of the ear and behind the ear.

Device settings: D-0, AM, FM.

Treatment time - up to 30 minutes, then change the polarity of the electrodes and another 30 minutes.



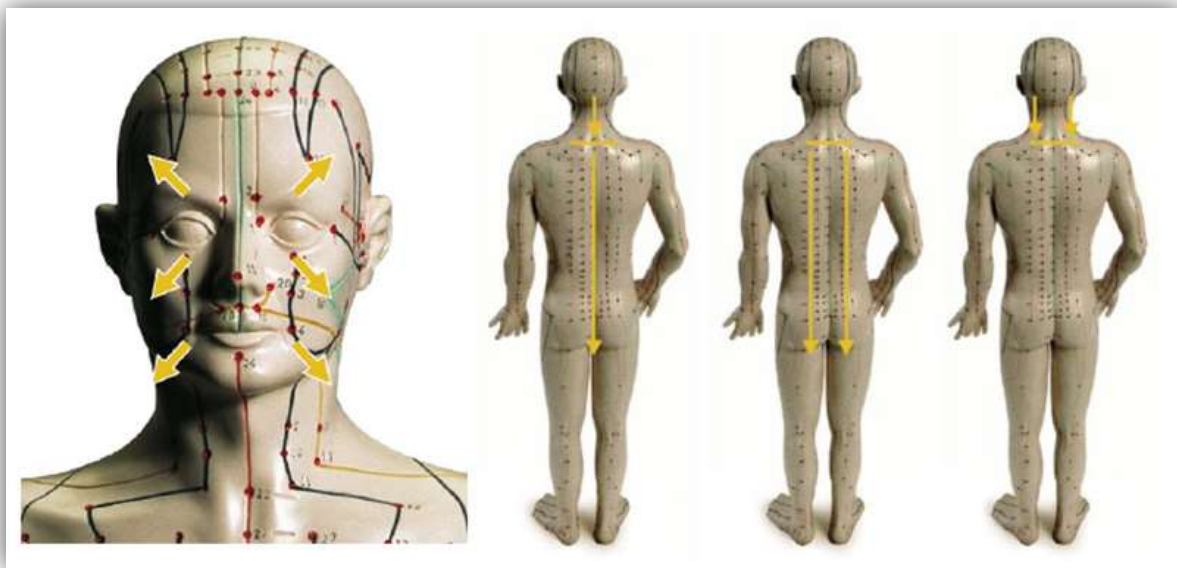
We treated SCENAR Technique: “**3 Pathways 6 Points**” as a general zone of regulating effect.

This is the main technique of general regulation in SCENAR therapy, which has a therapeutic effect on all organs and parts of the body, since the nerve nodes of the peripheral and autonomic nervous systems are treated.

Our purpose was to find the optimal point in each pathway and then additionally treat these points.

It is easier for the central nervous system to understand a signal from a small area of the skin surface than from a large area.

SCENAR procedure is that in certain areas we are looking for the body's response to our treatment and work with the most susceptible zone, prompted by the body itself



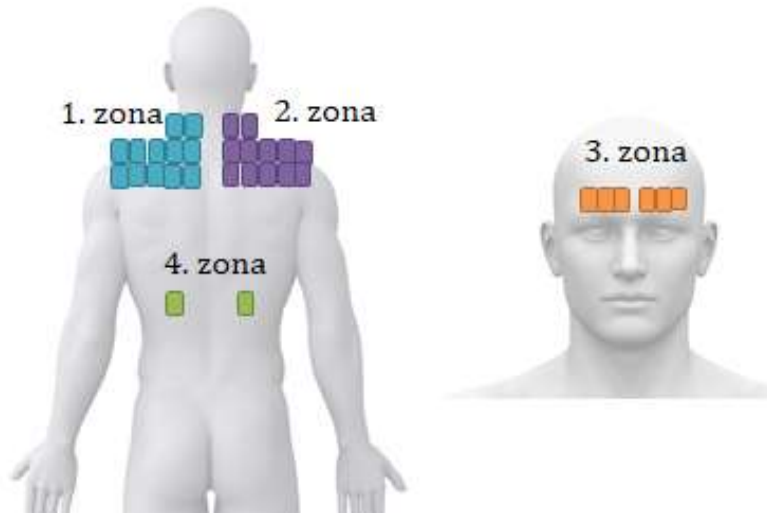
I performed "3P6P" 4 times: 3 in the first course and 1 in the second.

As a result, the body prompted - "neck on the right".

General ZONES: Zones of Systemic regulation "**Collar Zone**" (CZ) is another zone general regulation. The main indications are changes in the activity of the autonomic nervous system and emotional-volitional correction

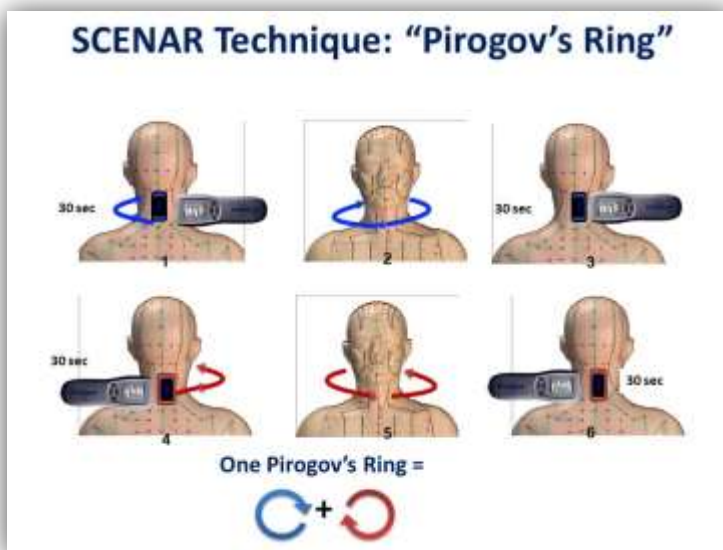
It helps the centers of self-regulation to cope with any disease, finding a faster path to recovery.

I performed CZ 5 times: the classic one, in D-0, with pawns, the front CZ and the neck zone in "Threes" during the first course and 2 times during the second course.



In case of inflammatory diseases of the ear, it is necessary to perform "**Wings**". The cervical plexus is located in the area of the lateral surface of the neck, on the deep muscles. The top knot is the largest in this plexus. The cutaneous branches innervate the skin of the neck, the occipital region of the auricle and the ear canal. SCENAR treatment here improves the cerebral circulation and the ear nutrition. I ended each session with "Wings".

Another SCENAR technique the I applied was "**Pirogov's Ring**". The lymph nodes protect the body from harmful compounds and microbes. They are able to synthesize antibodies. We get the body's immune response. This technique was last one on each session in the form of additional treatment.



Lymph node treatment. In the lymph nodes, there is the accumulation of toxic substances, tissue decay products, killed by the immune system microorganisms. Therefore, SCENAR therapy of lymph nodes leads to a more rapid destruction and elimination of these substances from the body.

The cervical, occipital, submandibular and axillary nodes were treated in a continuous mode for 30 sec. on every session.

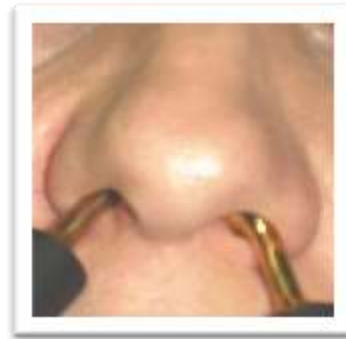
To reduce the pain in the ear, I used the SCENAR Technique

“VEGETATIVE METHOD” The most common treatment is sub cortex.

Use Combi electrode, two ball shaped tips are moves in the following sequence: ear-nostril, nostril-nostril, nostril-ear, ear-ear

Each position either gets Dose (*) or hold it in for 1 min.

Device settings: D-1, 165 Hz, AM 3: 1, E-10. Multi-electrodes. Repeated treatment at F 325 Hz.



SCENAR technique **"Mitsubishi"/ "Venetian Mask"** - horizontal chain.

Device settings: D-0, F-150 (350, 60-90 Hz), E-10.

I alternated: the first day - "Vegetative technique",
the second day - "Mitsubishi"/ "Venetian Mask".

For 4 days during the first and second courses

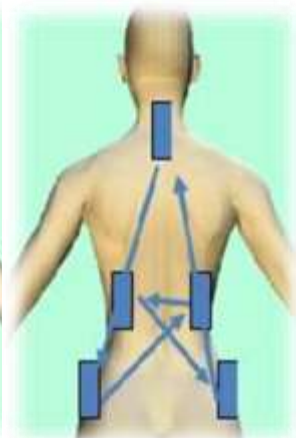
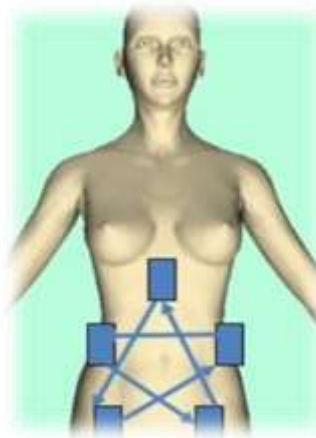
I used SCENAR technique **"Energy Stars"**, because they help accelerate the processes of tissue repair (perforation on tympanic membrane).

- Day 1 - large anterior, lower anterior
- Day 2 - large anterior, upper posterior
- Day 3 - large posterior, upper anterior
- Day 4 - large anterior, lower posterior

Device settings: D-1, FM, AM 2: 1, E – 10.

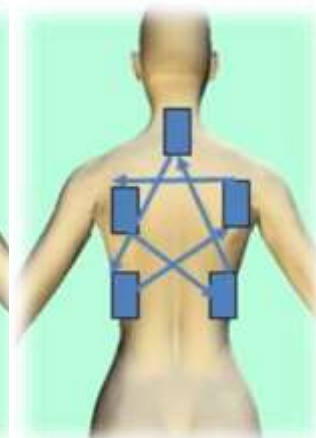
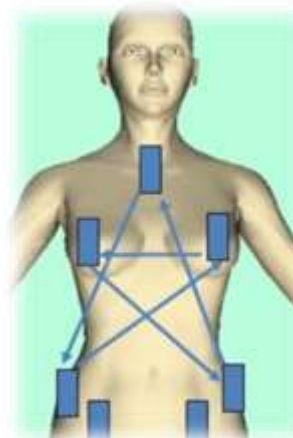
1st Day Front Lower Star

Back Big Star



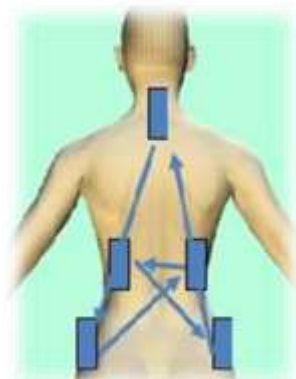
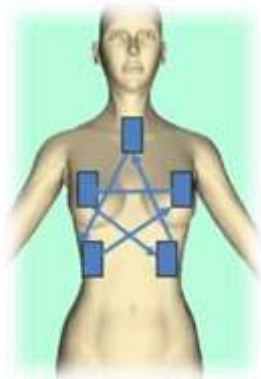
2nd day Front Big Star

Back Upper Star



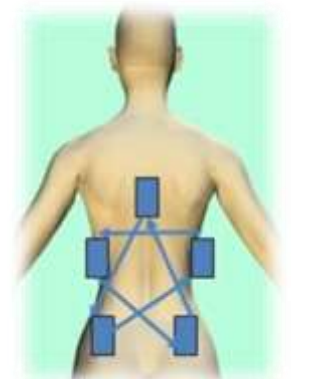
3rd day Front Upper Star

Back Big Star



4th day: Front Big Star

Back Lower Star



Within three months, we had 2 courses of SCENAR therapy.

We achieved an excellent positive result - the perforation was closed.

There is no noise in the ear, hearing is normal. I did not expect such a result, as with the modern methods of treatment in Otorhinolaryngology, this leads to a chronic development of the disease. In the future, there may be complications such as: inflammation of the inner ear, vestibular apparatus (labyrinth), purulent meningitis, etc. These patients are subject to medical examination and observation throughout the life.

Conclusions:

1. Changes in overactive otitis are reversible and lead to a complete restoration of the hearing function.
2. The treatment process is short. 2 courses within 3 months.
3. The goal of SCENAR therapy is to treat inflammation, close perforations, restore the hearing function, and improve the quality of life.